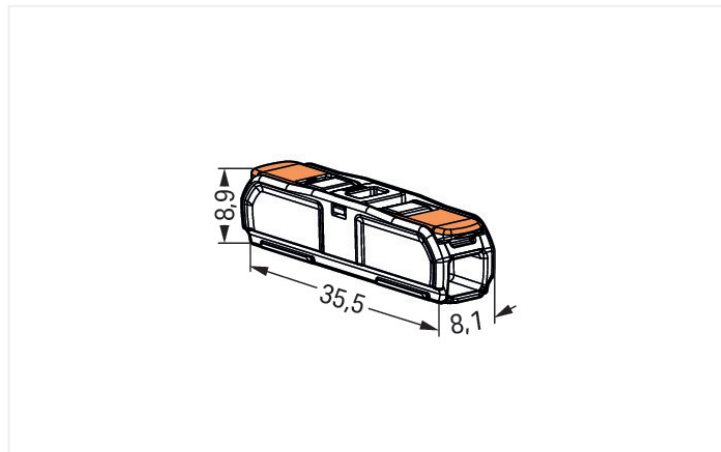


Data Sheet | Item Number: 221-2401

Inline splicing connector with lever; for all conductor types; 12 AWG (max.); 2-conductor; transparent housing; white cover; Surrounding air temperature: max 85°C (T85); 4,00 mm²; transparent

<https://www.wago.com/221-2401>



Color: transparent

This connector is 12 AWG capable and ideal for installations in the North American market.

- Inline connection of solid, stranded and fine-stranded conductors from 0.2 to 4 mm² (24–16 AWG)
- Slim design saves space in tight areas
- Tool-free connection and disconnection thanks to convenient lever technology
- Use a mounting carrier for fixed and multi-pole wiring

Electrical data

Ratings per IEC/EN

Ratings per	EN 60664
Nominal voltage (II/2)	450 V
Rated surge voltage (II/2)	4 kV
Rated current	32 A
Legend (ratings)	(II / 2) ≙ Overvoltage category II / Pollution degree 2

Ratings per UL 1059

Rated voltage UL (Use Group C)	600 V
Rated current UL (Use Group C)	20 A

Connection data

Connection points	2
-------------------	---

Connection 1

Connection technology	CAGE CLAMP®
Actuation type	Lever
Connectable conductor materials	Copper
Solid conductor	0.2 ... 4 mm ² / 20 ... 12 AWG

Material Data

Note (material data)

[Information on material specifications can be found here](#)

Color	transparent
Cover color	white
Material group	IIIa
Insulation material	Polycarbonate (PC)
Flammability class per UL94	V2
Fire load	0 MJ
Actuator color	orange
Weight of insulation material	0.84 g
Weight	2.4 g

Commercial data

ETIM 8.0	EC000446
ETIM 7.0	EC000446
PU (SPU)	600 (60) pcs
Packaging type	Box
Country of origin	DE
GTIN	4066966120462
Customs tariff number	85369010000

Approvals / Certificates

General approvals



Approval	Standard	Certificate Name
CCA DEKRA Certification B.V.	EN 60998	NTR NL-7827
ENEC 05 DEKRA Certification B.V.	EN 60998	71-113253 REV.1
UL Underwriters Laboratories Inc.	UL 486C	E69654

Approvals for marine applications




Approval	Standard	Certificate Name
LR Lloyds Register	EN 60998	LR22207029TA

Downloads

Environmental Product Compliance

Compliance Search

 Environmental Product
Compliance 221-2401
 

Documentation

Additional Information		
Technical Section	pdf 2142.18 KB	

CAD/CAE-Data	
CAD data 2D/3D Models 221-2401	CAE data EPLAN Data Portal 221-2401 ZUKEN Portal 221-2401

1 Compatible Products

1.1 Optional Accessories


1.1.1 Installation

1.1.1.1 Mounting accessories



 Item No.: 221-2501 Mounting carrier with strain relief; 1-way; for inline splicing connector with lever; for screw mounting; gray	 Item No.: 221-2511 Mounting carrier with strain relief; 1-way; for inline splicing connector with lever; with snap-in mounting foot; gray	 Item No.: 221-2502 Mounting carrier with strain relief; 2-way; for inline splicing connector with lever; for screw mounting; gray	 Item No.: 221-2512 Mounting carrier with strain relief; 2-way; for inline splicing connector with lever; with snap-in mounting foot; gray
 Item No.: 221-2503 Mounting carrier with strain relief; 3-way; for inline splicing connector with lever; for screw mounting; gray	 Item No.: 221-2513 Mounting carrier with strain relief; 3-way; for inline splicing connector with lever; with snap-in mounting foot; gray	 Item No.: 221-2504 Mounting carrier with strain relief; 4-way; for inline splicing connector with lever; for screw mounting; gray	 Item No.: 221-2514 Mounting carrier with strain relief; 4-way; for inline splicing connector with lever; with snap-in mounting foot; gray
 Item No.: 221-2505 Mounting carrier with strain relief; 5-way; for inline splicing connector with lever; for screw mounting; gray	 Item No.: 221-2515 Mounting carrier with strain relief; 5-way; for inline splicing connector with lever; with snap-in mounting foot; gray	 Item No.: 221-2521 Mounting carrier; 1-way; for inline splicing connector with lever; for screw mounting; gray	 Item No.: 221-2531 Mounting carrier; 1-way; for inline splicing connector with lever; with snap-in mounting foot; gray
 Item No.: 221-2522 Mounting carrier; 2-way; for inline splicing connector with lever; for screw mounting; gray	 Item No.: 221-2532 Mounting carrier; 2-way; for inline splicing connector with lever; with snap-in mounting foot; gray	 Item No.: 221-2523 Mounting carrier; 3-way; for inline splicing connector with lever; for screw mounting; gray	 Item No.: 221-2533 Mounting carrier; 3-way; for inline splicing connector with lever; with snap-in mounting foot; gray
 Item No.: 221-2524 Mounting carrier; 4-way; for inline splicing connector with lever; for screw mounting; gray	 Item No.: 221-2534 Mounting carrier; 4-way; for inline splicing connector with lever; with snap-in mounting foot; gray	 Item No.: 221-2525 Mounting carrier; 5-way; for inline splicing connector with lever; for screw mounting; gray	 Item No.: 221-2535 Mounting carrier; 5-way; for inline splicing connector with lever; with snap-in mounting foot; gray

Installation Notes

Conductor termination



Installation



Place the inline splicing connector on the carrier in front of the mounting position.

Application

