

Color:  gray

Physical data	
Width	29.8 mm / 1.173 inches
Height from the surface	6.5 mm / 0.256 inches
Depth	100 mm / 3.937 inches

Material Data	
Note (material data)	Information on material specifications can be found here
Color	gray
Fire load	0 MJ
Weight	5.9 g

Commercial data	
ETIM 8.0	EC002848
ETIM 7.0	EC002848
PU (SPU)	25 (5) pcs
Packaging type	Box
Country of origin	CN
GTIN	4066966119848
Customs tariff number	39269097900



Downloads

Environmental Product Compliance

Compliance Search	
Environmental Product Compliance 221-2503	

Documentation

Additional Information	
Technical Section	pdf 2142.18 KB

CAD/CAE-Data

CAD data	
2D/3D Models 221-2503	

CAE data	
EPLAN Data Portal 221-2503	
ZUKEN Portal 221-2503	

1 Compatible Products

1.1 Optional Accessories

1.1.1 Installation

1.1.1.1 Mounting accessories



Item No.: 209-119
Fixing screw; for 209-120 mounting carrier

Item No.: 209-123
Mounting foot with screw; can be screwed on terminal blocks with fixing flange; 6.4 mm wide; gray

Item No.: 209-120
Mounting foot; can be snapped on terminal blocks with snap-in mounting foot; for mounting on relay-modules; 6.4 mm wide; gray

1.1.2 Marking


1.1.2.1 Marking strip




Item No.: 210-834
Marking strips; on reel; 5 mm wide; plain; Self-adhesive; white

Installation Notes


Installation



Place the inline splicing connector on the carrier in front of the mounting position.



Push the connector to the center position until it snaps into place.




Mounting carrier without strain relief – snapped onto DIN-rail



Various combinations of 1- to 5-connector mounting carriers are possible via side-by-side latching mechanism.

Strain relief



3-pole mounting carrier with strain relief